



ASX ANNOUNCEMENT

DATE: 26th October 2012

Anchor Resources Limited

ASX Code: AHR

ABN 49 122 751 419

Anchor Resources Limited is an Australian company listed on the Australian Securities Exchange. It is exploring for copper, gold, antimony and other metals in eastern Australia.

Key Projects

Aspiring	Gold, silver, base metals
Bielsdown	Antimony
Blicks	Gold
Birdwood	Copper

Directors

Mr Ian Price	Managing Director
Mr Jianguang Wang	Chairman
Mr Steven Yu	Executive Director
Mr Vaughan Webber	Director
Mr R N (Sam) Lees	Director

Address

G02, 59 Goulburn Street, Sydney
NSW 2000

Investor & Media Enquiries

Ian Price
+61 438937644

Quarterly Activities Report – September 2012

HIGHLIGHTS

- ***Blicks Project NSW*** Additional soil sampling at the Tyringham gold prospect outlined a discrete gold soil anomaly 0.75km northwest of the Tyringham West anomaly.
- ***Aspiring Project in far north Queensland*** the interpretation of high resolution helicopter magnetic-radiometric survey data identified four anomalies to be drill tested. Drilling commenced in October 2012.

**Blicks Project EL 6465 - (Anchor 100%)
New South Wales - Gold**

The Tyringham gold prospect consists of two spatially separate soil geochemical gold anomalies known as Tyringham West and Tyringham East centred 1.7km apart.

Two deep diamond core holes have been completed on the project, one into each of the gold anomalies. Progressive results have been previously reported in ASX releases dated 3 February 2012 and 6 March 2012, and the March 2012 Quarterly Activities Report to the ASX dated 24 April 2012.

In both holes multiple, long intervals of low grade gold mineralisation are associated with complex vein arrays, together with anomalous bismuth and tungsten geochemistry, and low sulphur values. The style of gold mineralisation, associated geochemical indicator elements, host rock association, and tectonic setting continue to provide confidence in the postulated geological model for reduced intrusion-related gold mineralisation at Tyringham.

A large low grade gold mineralised system is suggested with mineralisation open to the north, south, east and at depth.

The style of gold mineralisation together with associated geochemical indicator elements, host rock association, and tectonic setting at Tyringham continues to provide confidence in the postulated geological model for reduced intrusion-related gold mineralisation at Tyringham.

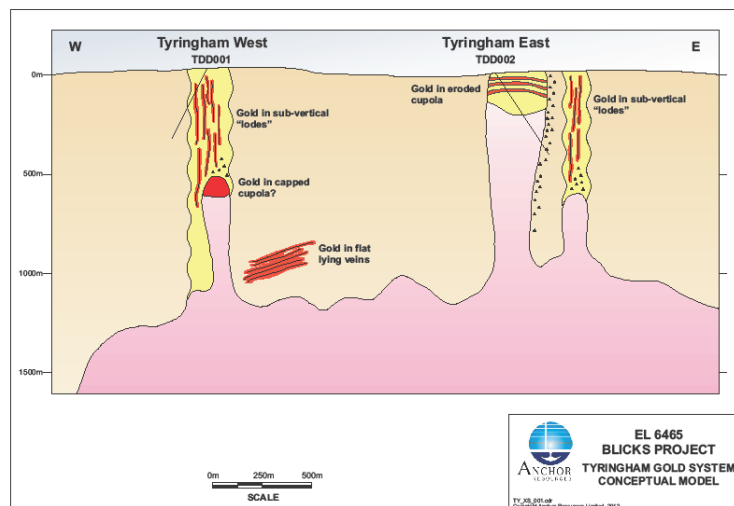


Figure 1 Tyringham gold system conceptual model (section)

Further work is required to identify vectors towards locating potentially higher grade gold zones within this large intrusion-related gold system.

In the previous quarter Anchor also completed additional soil sampling to better define the margins of the gold anomalies at Tyringham. This work program defined a discrete -80# soil gold anomaly (Figure 2) 0.75km northwest of Tyringham West. This gold anomaly further increases the size of the Tyringham gold system which now has dimensions of approximately 2.5km x 1.0km.

A follow-up -80# soil sampling program has recently been completed to better define the shape and extent of this new gold anomaly prior to commencing further work. Assay results are currently pending.

For personal use only

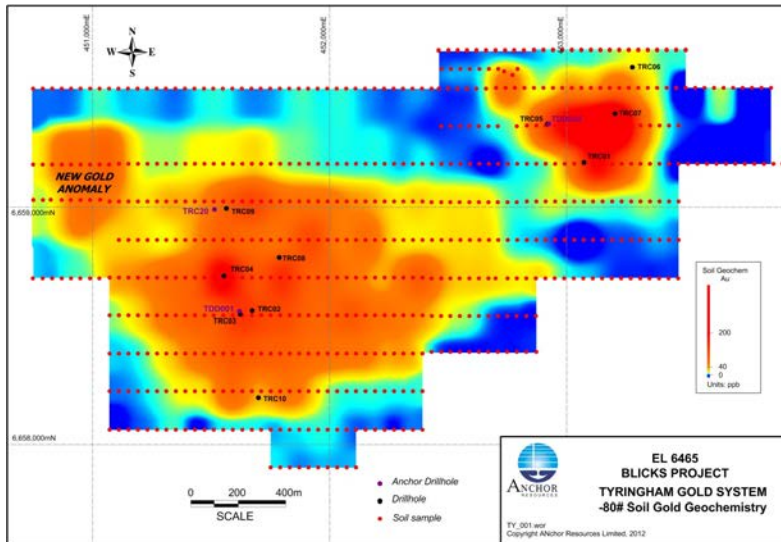


Figure 2 Tyringham gold system -80# soil gold geochemistry

**Aspiring Project EPM 14752 and EPMA 19447 (Anchor 100%)
North Queensland - Gold, silver, base metals (copper, lead, zinc)**

At the Aspiring project located north and east of Chillagoe in North Queensland, an examination of aeromagnetic data identified a number of magnetic anomalies that closely resemble the magnetic signatures recognised over the Red Dome gold-copper and Mungana gold-copper-silver deposits, and other mineralised skarn deposits. These magnetic anomalies have not been investigated by modern exploration and sometimes display adjacent vein-style mineralisation suggestive of “leakage” mineralisation peripheral to the aeromagnetic anomaly.

An application for additional ground (see EPMA 19447 in Figure 3 below) surrounding the original exploration permit to cover extensions to known mineralisation and other magnetic anomalies of interest has been lodged with the Queensland Department of Employment, Economic Development & Innovation (DEEDI).

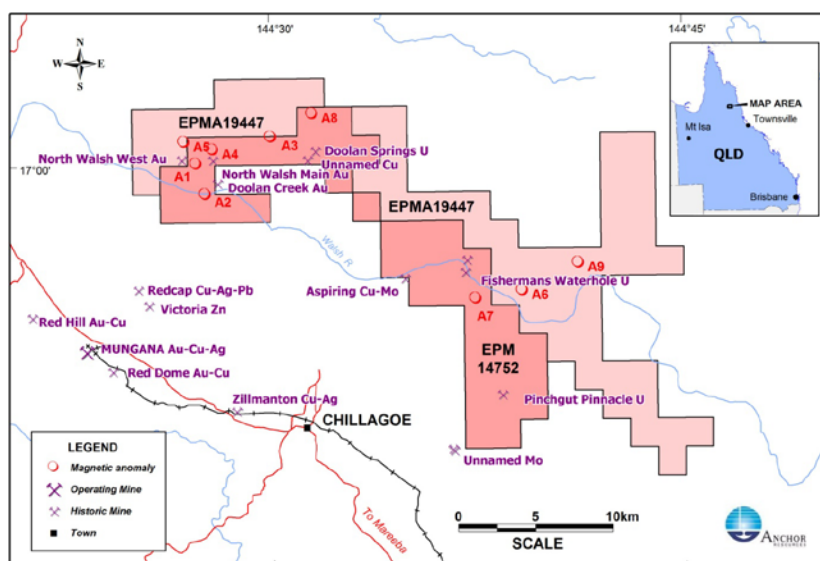


Figure 3: Existing EPM 14752 and application EPMA 19447

In the previous Quarter, Anchor completed a high resolution helicopter-borne magnetic and radiometric survey over selected areas to better define the magnetic anomalies and geochemical targets of interest. Interpretation of the data obtained was completed by geophysical consultants and four targets (Anomalies A1, A2, A4 and A5) were identified to be further investigated by scout reverse circulation (RC) drilling to determine the source of the magnetic anomalies and their association with metallic mineralisation.

Drilling commenced in mid-October 2012 to test each of these anomalies and results will be provided when available.

**Bielsdown Project EL 6388 (Anchor 100%)
New South Wales – antimony**

The Bielsdown antimony project (NSW) includes the Bielsdown orogenic antimony deposit. Field work has not been significantly progressed pending resolution of land access matters.

**Birdwood Project (EL 6459), Thunderbolts (EL 7184) & (Munga Project EL 7185)
New South Wales**

No field work was carried out on these projects during the Quarter under review.

Corporate

Anchor continues to review opportunities for the acquisition of new projects to expand its project portfolio.



**Ian Price
Managing Director
Anchor Resources Limited**

Competent Person Statement

The information in this report relating to Exploration Results is based on information compiled by Graeme Rabone MAppSc, FAIG. Mr Rabone is Exploration Manager and a fulltime employee of Anchor Resources Limited. He has sufficient experience relevant to the assessment of the style of mineralization and type of deposit under consideration to qualify as a Competent Person as defined in the "Australasian Code for Reporting of Exploration Results, Mineral Resources and Ore Reserves- The JORC Code". Mr Rabone consents to the information in the report in the form and context in which it appears.

Rule 5.3

Appendix 5B**Mining exploration entity quarterly report**

Introduced 1/7/96. Origin: Appendix 8. Amended 1/7/97, 1/7/98, 30/9/2001, 01/06/10.

Name of entity

ANCHOR RESOURCES LIMITED

ABN

Quarter ended ("current quarter")

49 122 751 419

30 September 2012

Consolidated statement of cash flows

Cash flows related to operating activities		Current quarter	Year to date (3 months)
		\$A'000	\$A'000
1.1	Receipts from product sales and related debtors		
1.2	Payments for		
	(a) exploration & evaluation	(402)	(402)
	(b) development		
	(c) production		
	(d) administration	(291)	(291)
1.3	Dividends received		
1.4	Interest and other items of a similar nature received	4	4
1.5	Interest and other costs of finance paid		
1.6	Income taxes paid		
1.7	Other		
	Net Operating Cash Flows	(689)	(689)
Cash flows related to investing activities			
1.8	Payment for purchases of: (a) prospects		
	(b) equity investments		
	(c) other fixed assets	(7)	(7)
1.9	Proceeds from sale of: (a) prospects		
	(b) equity investments		
	(c) other fixed assets		
1.1	Loans to other entities		
1.11	Loans repaid by other entities		
1.12	Other (security deposit)	10	10
	Net investing cash flows	3	3
1.13	Total operating and investing cash flows (carried forward)	(686)	(686)

For personal use only

1.13	Total operating and investing cash flows (brought forward)	(686)	(686)
Cash flows related to financing activities			
1.14	Proceeds from issues of shares, options, etc.		
1.15	Proceeds from sale of forfeited shares		
1.16	Proceeds from borrowings	400	400
1.17	Repayment of borrowings		
1.18	Dividends paid		
1.19	Other - Share issue costs		
	Net financing cash flows	400	400
Net increase (decrease) in cash held			
		(286)	(286)
1.2	Cash at beginning of quarter/year to date	600	600
1.21	Exchange rate adjustments to item 1.20		
1.22	Cash at end of quarter	314	314

Payments to directors of the entity and associates of the directors
Payments to related entities of the entity and associates of the related entities

		Current quarter
		\$A'000
1.23	Aggregate amount of payments to the parties included in item 1.2	132
1.24	Aggregate amount of loans to the parties included in item 1.10	Nil

1.25 Explanation necessary for an understanding of the transactions

Directors fees, salaries, and consulting fees on normal terms and conditions.

Non-cash financing and investing activities

2.1 Details of financing and investing transactions which have had a material effect on consolidated assets and liabilities but did not involve cash flows

--

2.2 Details of outlays made by other entities to establish or increase their share in projects in which the reporting entity has an interest

--

Financing facilities available*Add notes as necessary for an understanding of the position.*

	Amount available \$A'000	Amount used \$A'000
3.1		
Loan facilities		
Loan facility with China Shandong Jinshunda Group	3,500	2,500
3.2		
Credit standby arrangements	Nil	Nil

Estimated cash outflows for next quarter

	\$A'000
4.1	
Exploration and evaluation	600
4.2	
Development	Nil
4.3	
Production	Nil
4.4	
Administration	200
Total	800

Reconciliation of cash

Reconciliation of cash at the end of the quarter (as shown in the consolidated statement of financial position)		Current quarter \$A'000	Previous quarter \$A'000
5.1	Cash on hand and at bank	7	1
5.2	Deposits at call	307	349
5.3	Bank overdraft	-	-
5.4	Other (bills receivable and bank accepted bills)	-	250
Total: cash at end of quarter (item 1.22)		314	600

Changes in interests in mining tenements

Tenement reference	Nature of interest (note (2))	Interest at beginning of quarter	Interest at end of quarter
6.1	Interests in mining tenements relinquished, reduced or lapsed		
6.2	Interests in mining tenements acquired or increased		

Issued and quoted securities at end of current quarter

Description includes rate of interest and any redemption or conversion rights together with prices and dates.

	Total number	Number quoted	Issue price	Amount paid up per security (see note 3)
7.1 Preference securities (description)	Nil			
7.2 Changes during quarter	Nil			
(a) Increases through issues				
(b) Decreases through returns of capital, buy-backs, redemptions				
7.3 Ordinary securities	52,535,296	52,535,296		
7.4 Changes during quarter	Nil			
(a) Increases through issues - exercise of options				
(b) Decreases through returns of capital, buy-backs				
7.5 Convertible debt securities (description)	Nil			
7.6 Changes during quarter				
(a) Increases through issues				
(b) Decreases through securities matured, converted				
7.7 Options (description and conversion factor)			Exercise price	Expiry date
- Unquoted Options (ESOP)	1,155,000	Nil	\$0.38	11 Nov 2013
- Unquoted Options (ESOP)	20,000	Nil	\$0.25	27 Sep 2014
7.8 Issued during quarter				
- Unquoted Options (ESOP)	Nil	Nil		
7.9 Exercised during quarter				
- Unquoted Options (ESOP)	Nil	Nil		
7.10 Expired during quarter				
	Nil	Nil		
7.11 Debentures (totals only)	Nil			
7.12 Unsecured notes (totals only)	Nil			

Compliance statement

- 1 This statement has been prepared under accounting policies which comply with accounting standards as defined in the Corporations Act or other standards acceptable to ASX (see note 5).
- 2 This statement does give a true and fair view of the matters disclosed.

Sign here:



Date: 23-Oct-12

(Director/Company Secretary)

Print name: Grahame Clegg

Notes

- 1 The quarterly report provides a basis for informing the market how the entity's activities have been financed for the past quarter and the effect on its cash position. An entity wanting to disclose additional information is encouraged to do so, in a note or notes attached to this report.
- 2 The "Nature of interest" (items 6.1 and 6.2) includes options in respect of interests in mining tenements acquired, exercised or lapsed during the reporting period. If the entity is involved in a joint venture agreement and there are conditions precedent which will change its percentage interest in a mining tenement, it should disclose the change of percentage interest and conditions precedent in the list required for items 6.1 and 6.2.
- 3 **Issued and quoted securities** The issue price and amount paid up is not required in items 7.1 and 7.3 for fully paid securities.
- 4 The definitions in, and provisions of, *AASB 1022: Accounting for Extractive Industries* and *AASB 1026: Statement of Cash Flows* apply to this report.
- 5 **Accounting standards** ASX will accept, for example, the use of international Accounting Standards for foreign entities. If the standards used do not address a topic, the Australian standard on that topic (if any) must be complied with.

For personal use only